


# CLIK 24V-AC/DC

IP65  
24V-AC/DC  
12W - 1080Lm  
6.000°K - 40.000h  
RoHS RAEE CONFORMITY



Snodi dotati di galletto per comodità di bloccaggio  
*Joints equipped with wing nut for comfort clamping*



Interruttore ergonomico on/off  
*Ergonomic on/off switch*



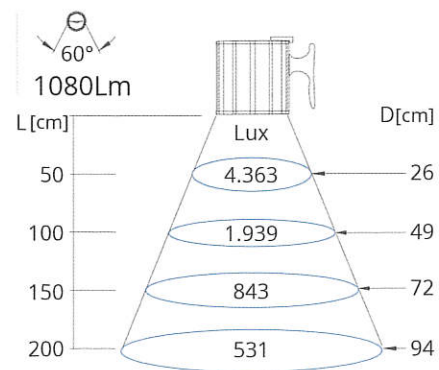
cavo senza spina  
*cable without Plug*

## CARATTERISTICHE

Fino all'85% di risparmio energetico  
Basso calore  
Zero manutenzione  
Testa orientabile in alluminio estruso con vetro ad alta resistenza  
Bracci facilmente regolabili  
Resistente ai lubro-refrigeranti  
Direttive 2006/95/CE, 2004/108/CE e 2006/42/CE come previsto dalla Normativa EN 1387

## FEATURES

*Up to 85% energy saving  
Low performing heat  
Zero maintenance  
Adjustable extruded aluminium head with high resistance glass  
Easily adjustable arms  
Resistant to coolants and lubricants  
Complies with Directives 2006/95/EC, 2004/108/EC and 2006/42/EC as required by Normative EN 1387*



# CLIK 24V-AC/DC - 12W - IP65

**Alimentazione:**  
24V-AC/DC con alimentatore integrato nella testa e cavo bipolare

**Voltage:**  
24V-AC/DC with LED driver built-in the head and 2-pole cable

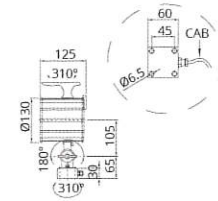
**Standard:**  
Modulo Led con angolo 60°

**Standard:**  
60° LED Module

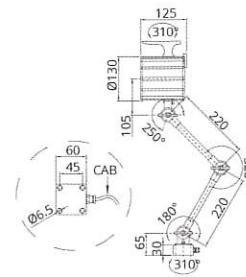
**Accessori opzionali:**  
vetro, morsetti e staffa di fissaggio

**Optional Accessories:**  
neutral glass, clamps and angle plate.

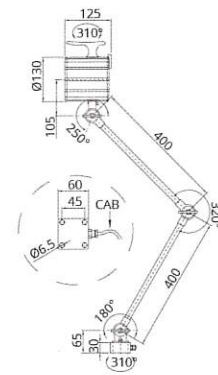
24V-AC/DC	ART.	CODE	VIN	WxLed	cable.mt	Kg
	CN12 L60-S-24V-AC/DC	01.01.2.60.12.3	24V AC/DC	2Wx6	CV02-1,80	1,80



24V-AC/DC	ART.	CODE	VIN	WxLed	cable.mt	Kg
	CN12 L60-M/2-24V-AC/DC	01.02.2.60.12.3	24V AC/DC	2Wx6	CV02-1,80	2,00



24V-AC/DC	ART.	CODE	VIN	WxLed	cable.mt	Kg
	CN12 L60-L/2-24V-AC/DC	01.03.2.60.12.3	24V AC/DC	2Wx6	CV02-1,80	2,40



### RICAMBI STANDARD E OPTIONAL STANDARD AND OPTIONAL SPARE PARTS

	NEUTRAL GLASS	CLAMP CLIK 24V-AC/DC	ANGLE PLATE
ART	FIL 109N	JC 01	JL 01
CODE	01.07.004.0	01.11.009.7	01.11.020.1

THE DATA ARE NOT BINDING AND CAN BE CHANGED WITHOUT ADVANCE NOTICE.